



ALARM LOCK

345 Bayview Avenue
Amityville, New York 11701
For Sales and Repairs 1-800-ALA-LOCK
For Technical Service 1-800-645-9440
Publicly traded on NASDAQ Symbol: NSSC

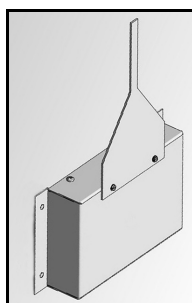
© ALARM LOCK 2010

Trilogy Network™ Locks Plenum-Rated "Power Over Ethernet" AL-IMEPOEP Gateway Installation Instructions

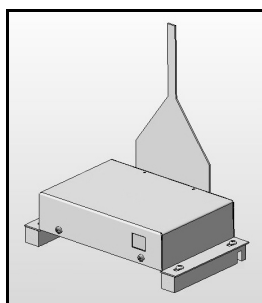
WI1834 01/10

The AL-IMEPOEP is the Plenum-Rated Gateway device used within the Trilogy Network™ wireless system. See the Wireless Network Setup and DL-Windows Configuration Instructions (OI352) for more information.

INSTALLATION



"VERTICAL"
MOUNTING



"HORIZONTAL"
MOUNTING

Mount the AL-IMEPOEP above a drop ceiling either "**vertically**" (attached to a wall) or "**horizontally**" (laying flat and secured to the top surface of a metal drop-ceiling frame rail).

Important: The antenna must *always* be positioned *vertically* after mounting. The antenna is secured to the metal enclosure with two thread-cutting screws (supplied).

Select a mounting location central to the installed wireless door locks, being sure an RJ-45 Power Over Ethernet network cable is available at the mounting location. If mounting above drop ceilings, select an open area at least 6 inches away from the drop-ceiling rail frame support wires.

- **Do NOT** mount close to electrical wiring or other metal obstructions such as pipes or conduits.
- **Do NOT** install the AL-IMEPOEP in utility or computer closets as these locations will severely affect signal strength.

HORIZONTAL MOUNTING

Mount **on the top surface** of a drop-ceiling frame rail:

1. Secure the antenna to the metal enclosure with the two thread-cutting screws (supplied) such that the antenna is positioned vertically.
2. Plug the Ethernet cable into the RJ-45 socket (see Fig. 1 and 2 for location of socket).
3. Each pre-installed "Rail Adapter" has a "notch" as

shown in Fig. 2. Place notches over a metal drop-ceiling frame rail.

4. Secure with two #8 screws provided (see Fig. 4).



FIG. 1: AFTER SECURING ANTENNA, PLUG THE ETHERNET CABLE INTO THE REAR RJ-45 SOCKET.

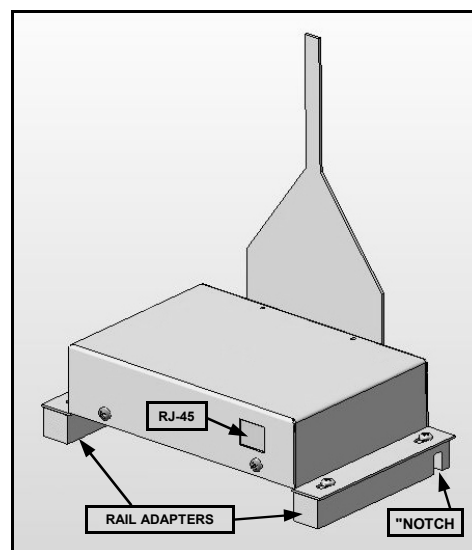


FIG. 2: CONFIGURATION FOR "HORIZONTAL" MOUNTING ON TOP OF A METAL DROP-CEILING FRAME RAIL.




FIG. 3: PLACE NOTCHES OVER A METAL DROP-CEILING FRAME RAIL.




FIG. 4: SECURE RAIL ADAPTERS TO DROP-CEILING FRAME RAIL.



FIG. 5: FINISHED "HORIZONTAL" MOUNTING.

VERTICAL MOUNTING

See Fig. 6. To mount *against a wall*:

1. Secure the antenna to the metal enclosure with the two thread-cutting screws (supplied) such that the

antenna is positioned vertically as shown in Fig. 6.

2. Remove both pre-installed "Rail Adapters".
3. Plug the Ethernet cable into the RJ-45 socket (see Fig. 1 and 2 for location).
4. Secure the AL-IMEPOEP to the wall using hardware appropriate for the mounting surface. Use the holes that secured the "Rail Adapters" that were removed in step 2.

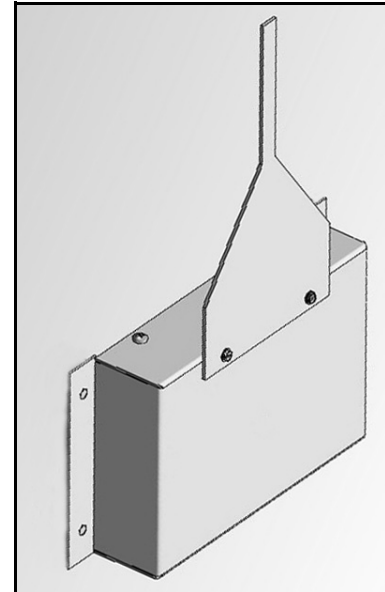


FIG. 6: -"VERTICAL" WALL MOUNTING.

ALARM LOCK LIMITED WARRANTY

ALARM LOCK SYSTEMS, INC. (ALARM LOCK) warrants its products to be free from manufacturing defects in materials and workmanship for 24 months following the date of manufacture. ALARM LOCK will, within said period, at its option, repair or replace any product failing to operate correctly without charge to the original purchaser or user.

This warranty shall not apply to any equipment, or any part thereof, which has been repaired by others, improperly installed, improperly used, abused, altered, damaged, subjected to acts of God, or on which any serial numbers have been altered, defaced or removed. Seller will not be responsible for any dismantling or reinstallation charges.

THERE ARE NO WARRANTIES, EXPRESS OR IMPLIED, WHICH EXTEND BEYOND THE DESCRIPTION ON THE FACE HEREOF. THERE IS NO EXPRESS OR IMPLIED WARRANTY OF MERCHANTABILITY OR A WARRANTY OF FITNESS FOR A PARTICULAR PURPOSE. ADDITIONALLY, THIS WARRANTY IS IN LIEU OF ALL OTHER OBLIGATIONS OR LIABILITIES ON THE PART OF ALARM LOCK.

Any action for breach of warranty, including but not limited to any implied warranty of merchantability, must be brought within the six months following the end of the warranty period. IN NO CASE SHALL ALARM LOCK BE LIABLE TO ANYONE FOR ANY CONSEQUENTIAL OR INCIDENTAL DAMAGES FOR BREACH OF THIS OR ANY OTHER WARRANTY, EXPRESS OR IMPLIED, EVEN IF THE LOSS OR DAMAGE IS CAUSED BY THE SELLER'S OWN NEGLIGENCE OR FAULT.

In case of defect, contact the security professional who installed and maintains your security system. In order to exercise the warranty, the product must be returned by the security professional, shipping costs prepaid and insured to ALARM LOCK. After repair or replacement, ALARM LOCK assumes the cost of returning products under warranty. ALARM LOCK shall have no obligation under this warranty, or otherwise, if the product has been repaired by others, improperly installed, improperly used, abused, altered, damaged, subjected to accident, nuisance, flood, fire or acts of God, or on which any serial numbers have been altered, defaced or removed. ALARM LOCK will not be responsible for any dismantling, reassembly or reinstallation charges.

This warranty contains the entire warranty. It is the sole warranty and any prior agreements or representations, whether oral or written, are either merged herein or are expressly canceled. ALARM LOCK neither assumes, nor authorizes any other

person purporting to act on its behalf to modify, to change, or to assume for it, any other warranty or liability concerning its products.

In no event shall ALARM LOCK be liable for an amount in excess of ALARM LOCK's original selling price of the product, for any loss or damage, whether direct, indirect, incidental, consequential, or otherwise arising out of any failure of the product. Seller's warranty, as hereinabove set forth, shall not be enlarged, diminished or affected by and no obligation or liability shall arise or grow out of Seller's rendering of technical advice or service in connection with Buyer's order of the goods furnished hereunder.

ALARM LOCK RECOMMENDS THAT THE ENTIRE SYSTEM BE COMPLETELY TESTED WEEKLY.

Warning: Despite frequent testing, and due to, but not limited to, any or all of the following; criminal tampering, electrical or communications disruption, it is possible for the system to fail to perform as expected. ALARM LOCK does not represent that the product/system may not be compromised or circumvented; or that the product or system will prevent any personal injury or property loss by burglary, robbery, fire or otherwise; nor that the product or system will in all cases provide adequate warning or protection. A properly installed and maintained alarm may only reduce risk of burglary, robbery, fire or otherwise but it is not insurance or a guarantee that these events will not occur. CONSEQUENTLY, SELLER SHALL HAVE NO LIABILITY FOR ANY PERSONAL INJURY, PROPERTY DAMAGE, OR OTHER LOSS BASED ON A CLAIM THE PRODUCT FAILED TO GIVE WARNING. Therefore, the installer should in turn advise the consumer to take any and all precautions for his or her safety including, but not limited to, fleeing the premises and allege police or fire department, in order to mitigate the possibilities of harm and/or damage.

ALARM LOCK is not an insurer of either the property or safety of the user's family or employees, and limits its liability for any loss or damage including incidental or consequential damages to ALARM LOCK's original selling price of the product regardless of the cause of such loss or damage.

Some states do not allow limitations on how long an implied warranty lasts or do not allow the exclusion or limitation of incidental or consequential damages, or differentiate in their treatment of limitations of liability for ordinary or gross negligence, so the above limitations or exclusions may not apply to you. This Warranty gives you specific legal rights and you may also have other rights which vary from state to state.